


C | 4i

y 32° O ò
 y ...^a y ç + ç Q < ç +^a Q <
 y ¶•y' y " k 9' k? è'
 y /6 9 ; 2 tDÓ kBx ~ C Ú J ê Ě
 y 9+2 <
 y U 9 è) R G Y Y / * O \ O Y O U T . • « `
 y v Å'



C | 5 é

+ ; 6 9 ^ ^ ^ 9 : © ç = v U² Û ~ D } k ç ý µ 9 8 < G I k Ä Ä Ý ä
 ä æ fož 4 © ç D } © è ° k Ý 3 ° C W J s ° ^ • ò — « ož Ý ä | ä k - Ø Û Ó — < k ' ñ
 • ½ k â Ý^a U ä 4 D } U ' Å k w • x 4 D } . x ož ¶ • y ' k , ...^a o • 9' o • ? è
 ' C " " k ¾ © ' š 4 4 . D } — ž I ò ož

1 Y æ =

Î Þ Ô W T • Ý	µ ' Î Þ Ô W Ý	Î Þ Ô W - p š	Î ' Ô 8 Ý	Î Þ Ô 8 Ý	£ Ü Î Þ '	j'	' d		' Y
							120Vac	220Vac	
350-700mA	450-700mA	550 mA	90~305 Vac/ 127~300 Vdc	117~333Vdc	150 W	93.0%	0.99	0.96	EUP-150S070ST
700-1050mA	700-1050mA	700 mA	90~305 Vac/ 127~300 Vdc	75~214 Vdc	150 W	93.0%	0.99	0.96	EUP-150S105ST
850-1500mA	1050-1500mA	1050 mA	90~305 Vac/ 127~250 Vdc	50~143 Vdc	150 W	92.5%	0.99	0.96	EUP-150S150ST
1000-2100mA	1400-2100mA	1400 mA	90~305 Vac/ 127~300 Vdc	38~107 Vdc	150 W	93.0%	0.99	0.96	EUP-150S210ST ⁽⁴⁾
2100-3500mA	2450-3500mA	3150 mA	90~305 Vac/ 127~300 Vdc	22 ~ 61 Vdc	150 W	92.5%	0.99	0.96	EUP-150S350ST ⁽⁴⁾
3500-5600mA	4200-5600mA	4200 mA	90~305 Vac/ 127~300 Vdc	14 ~ 36 Vdc	150 W	92.0%	0.99	0.96	EUP-150S560ST ⁽⁴⁾

Î 4ì x

¿ d	£ 3 š	À 1 š	£ Ü š	Ô I
ÿ µ 9 8	90 Vac	-	305 Vac	127~300 Vdc
ÿ µ Ê ä 8	47 Hz	-	63 Hz	
¥ v	-	-	0.75 MIU	UL8750; 277Vac/ 60Hz
	-	-	0.70 mA	IEC60598-1; 240Vac/ 60Hz,

Î Þ4ì x

¿ d	£ 3 š	À 1 š	£ Ü š	Ô l
¿ Å² ... ä	-	-	±0.5%	¿ ú

P á é

?	£ 3 š	À 1 š	£ Ü š	Ô I	
ä @277Vac EUP-150S070ST Io= 450 mA Io= 700 mA	91.0% 90.5%	93.0% 92.5%	- -	ž ú k q ê “ z Ô Ñ ž k ä ‘ z ³	
EUP-150S105ST Io= 700 mA Io=1050 mA	91.5% 90.0%	93.5% 92.0%	- -		
EUP-150S150ST Io=1050 mA Io=1500 mA	91.0% 90.0%	93.0% 92.0%	- -		
EUP-150S210ST Io=1400 mA Io=2100 mA	91.5% 90.0%	93.5% 92.0%	- -		
EUP-150S350ST Io=2450 mA Io=3500 mA	91.0% 89.0%	93.0% 91.0%	- -		
EUP-150S560ST Io=4200 mA Io=5600 mA	90.0% 88.0%	92.0% 90.0%	- -		
u® — { ž ž •	-	210,000 Hours	-		< G I ê “ - ž ú 3/2 .*(1
. x ž •	-	114,000 Hours	-		< G I k ž ú k Ó “ - k i Ô - @ Á . x ¼ ž
• Ó “	-40°C	-	+90°C		
Á ‘ Ó “	-40°C	-	+75°C	v Á ‘ ñ + • Á ‘ Ó “	
¥ “ †	-40°C	-	+85°C	~ † : 5%RH to 100%RH	
> * 6 * 2 ~ = ~ . D œ 2 ~ = ~ .				m 5 ö > * ~ ~ ~ ~	
Ô M	-	810 g	-		

I u ñ Ä Ä @ f ® “ † °) Ô Ñ ñ O y Á ° › k Ô ð h ç “ Û o ž

μ Ô Ä x Ô

μ ù ç	x Ô
UL/CUL	UL8750,CAN/CSA-C22.2 No. 250.13
CE	EN 61347-1, EN61347-2-13
KS	KS C 7655
+ 3 / x Ô	Ô I
EN 55015 ⁽¹⁾	Conducted emission Test & Radiated emission Test
EN 61000-3-2	Harmonic current emissions
EN 61000-3-3	Voltage fluctuations & flicker

μ Ô Â × Ô

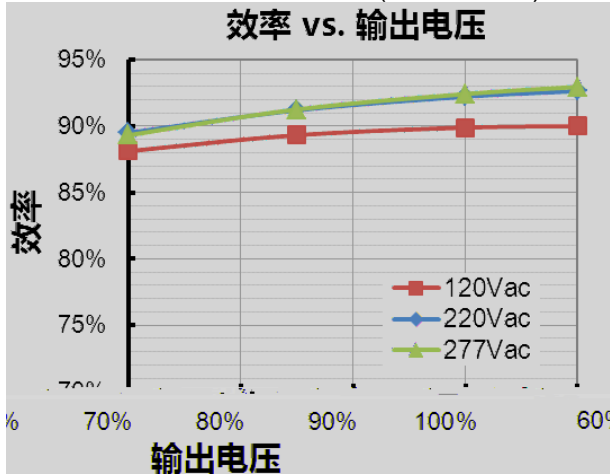
+ 3/ × Ô	Ô I
FCC Part 15 ⁽¹⁾	ANSI C63.4 Class B
	This device complies with Part 15 of the FCC Rules. Operation is subject to the following two conditions: [1] this device may not cause harmful interference, and [2] this device must accept any interference received, including interference that may cause undesired Operation.
EMS × Ô	Ô I
EN 61000-4-2	Electrostatic Discharge (ESD): 8 kV air discharge, 4 kV contact discharge
EN 61000-4-3	Radio-Frequency Electromagnetic Field Susceptibility Test-RS
EN 61000-4-4	Electrical Fast Transient / Burst-EFT
EN 61000-4-5	Surge Immunity Test: AC Power Line: line to line 6 kV, line to earth 10 kV ⁽²⁾
EN 61000-4-6	Conducted Radio Frequency Disturbances Test-CS
EN 61000-4-8	Power Frequency Magnetic Field Test
EN 61000-4-11	Voltage Dips
EN 61547	Electromagnetic Immunity Requirements Applies To Lighting Equipment

I g h › á +3/ ö Õ k x 9 › • ° À © Ī %² B ā k - È ` ° À Ä € — Õ g +3/ ,¼ G • ož

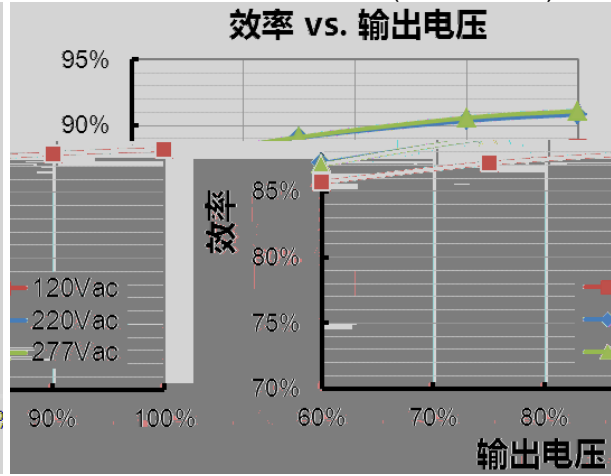
g h ø g ó 9 y i ž y 9 Ü ~ ÿ μ € \$ H } y ' N^a • • x á Y > y P K g ì k - } t ž Å^a g " k
 Y ... 2 Ü ~ Ä B H } y ' Å • @ • / +) ož - y i è e k Y > y P K g ì • À t M •
 x k Y È Ö ç +^a ~ ... ' kw G ' P K g ì € \$ \$ • U ' Å N † ož

` › • Ž

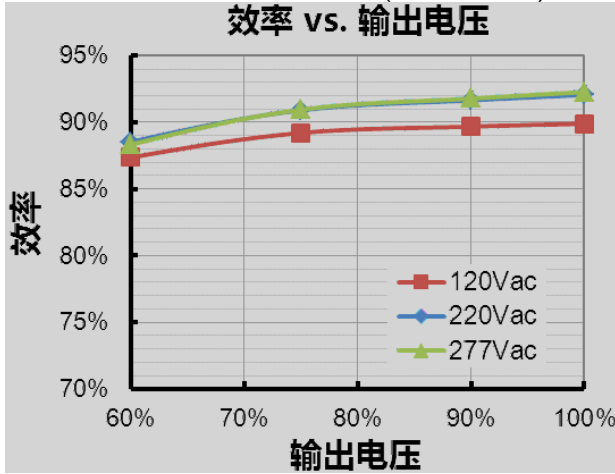
EUP-150S350ST(Io=2450mA)



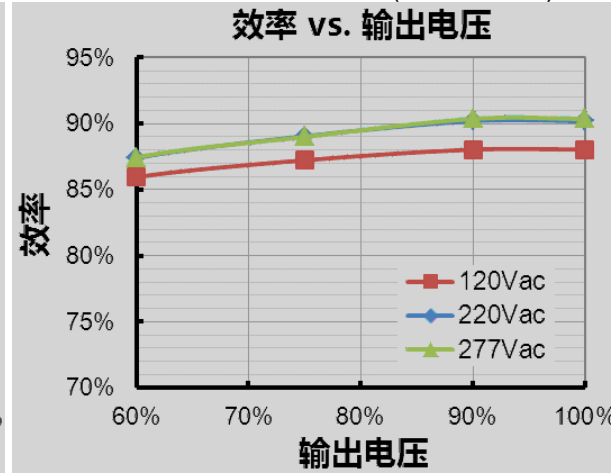
EUP-150S350ST(Io=3500mA)



EUP-150S560ST(Io=4200mA)

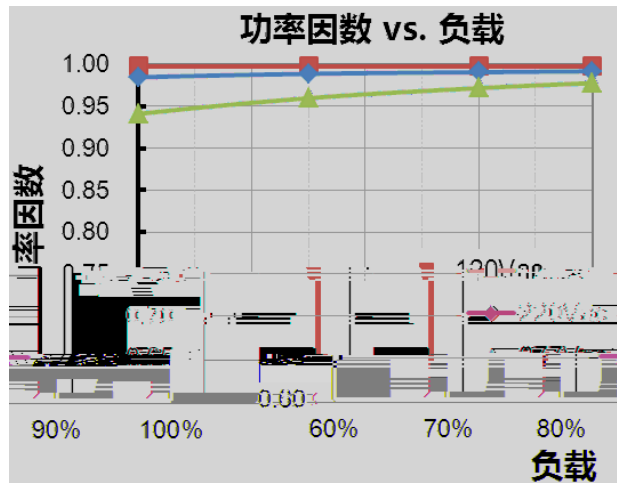


EUP-150S560ST(Io=5600mA)

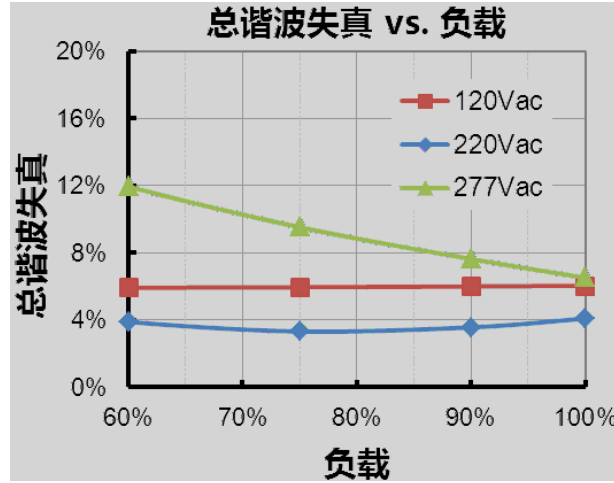


↳ d • Ž

功率因数 vs. 负载



5 f G á • Ž



• õ ×

?	Ô I
“ ‘	‘ v % "ož “ †” ž k v Ê Ôož
? è ‘	Ê Ô % "ož ? è ž k D } — C oož ? è †” ž k U Ê Ôož
g ‘	ÿ ß 9 k ' ò " • 8 Äož

Î P Ô W \ Y • » f ‘

Z EUP-150S070ST

• » f ‘				Î P Ô W f ‘ (loset)	Î P Ô 8 Ÿ		Ô I
1	2	3	4	À 1 š	£ 3 š	£ Ü š	/
OFF	ON	ON	ON	700mA	117V	214V	É ä ÿ ß v — ä 8
OFF	ON	ON	OFF	650mA	116V	231V	
OFF	ON	OFF	ON	600mA	125V	250V	
OFF	ON	OFF	OFF	550mA	137V	273V	
OFF	OFF	ON	ON	500mA	150V	300V	
OFF	OFF	ON	OFF	450mA	167V	333V	
OFF	OFF	OFF	ON	400mA	188V	333V	‘ ä ÿ ß v — ä 8
OFF	OFF	OFF	OFF	350mA	214V	333V	

Z EUP-150S105ST

•»f´				Î Ð Ô W f ´ (loset)	Î Ð Ô 8 Ỹ		Ô I
1	2	3	4	À 1 š	£ 3 š	£ Ü š	/
ON	ON	ON	ON	1050mA	75V	143V	É ä ÿ ß v — à 8
ON	ON	ON	OFF	1000mA	75V	150V	
ON	ON	OFF	ON	950mA	79V	158V	
ON	ON	OFF	OFF	900mA	83V	166V	
ON	OFF	ON	ON	850mA	88V	176V	
ON	OFF	ON	OFF	800mA	94V	187V	
ON	OFF	OFF	ON	750mA	100V	200V	
ON	OFF	OFF	OFF	700mA	107V	214V	

Z EUP-150S150ST

•»f´				Î Ð Ô W f ´ (loset)	Î Ð Ô 8 Ỹ		Ô I
1	2	3	4	À 1 š	£ 3 š	£ Ü š	/
ON	ON	ON	ON	1500mA	50V	100V	É ä ÿ ß v — à 8
ON	ON	ON	OFF	1450mA	52V	104V	
ON	ON	OFF	ON	1400mA	54V	107V	
ON	ON	OFF	OFF	1350mA	56V	111V	
ON	OFF	ON	ON	1300mA	58V	116V	
ON	OFF	ON	OFF	1250mA	60V	120V	
ON	OFF	OFF	ON	1200mA	63V	125V	
ON	OFF	OFF	OFF	1150mA	66V	131V	
OFF	ON	ON	ON	1100mA	69V	137V	
OFF	ON	ON	OFF	1050mA	72V	143V	
OFF	ON	OFF	ON	1000mA	75V	143V	‘ ä ÿ ß v — à 8
OFF	ON	OFF	OFF	950mA	79V	143V	
OFF	OFF	ON	ON	900mA	84V	143V	
OFF	OFF	ON	OFF	850mA	89V	143V	

Z EUP-150S210ST

• » f ´				Î Ð Ô W f ´ (loset)	Î Ð Ô 8 Ỹ		Ô I	
1	2	3	4	À ¹ š	£ 3 š	£ Ü š	/	
ON	ON	ON	ON	2100mA	38V	71V	É ä ÿ ß v – å 8	
ON	ON	ON	OFF	2000mA	38V	75V		
ON	ON	OFF	ON	1900mA	40V	79V		
ON	ON	OFF	OFF	1800mA	42V	83V		
ON	OFF	ON	ON	1700mA	44V	88V		
ON	OFF	ON	OFF	1600mA	47V	94V		
ON	OFF	OFF	ON	1500mA	50V	100V		
ON	OFF	OFF	OFF	1400mA	54V	107V		
OFF	ON	ON	ON	1300mA	58V	107V		´ ä ÿ ß v – å 8
OFF	ON	ON	OFF	1200mA	63V	107V		
OFF	ON	OFF	ON	1100mA	68V	107V		
OFF	ON	OFF	OFF	1000mA	75V	107V		

Z EUP-150S350ST

• » f ´				Î Ð Ô W f ´ (loset)	Î Ð Ô 8 Ỹ		Ô I
1	2	3	4	À ¹ š	£ 3 š	£ Ü š	/
ON	ON	ON	ON	3500mA	22V	43V	É ä ÿ ß v – å 8
ON	ON	ON	OFF	3325mA	23V	45V	
ON	ON	OFF	ON	3150mA	24V	47.5V	
ON	ON	OFF	OFF	2975mA	26V	50.5V	
ON	OFF	ON	ON	2800mA	27V	53.5V	
ON	OFF	ON	OFF	2625mA	29V	57V	
ON	OFF	OFF	ON	2450mA	32V	61V	
ON	OFF	OFF	OFF	2275mA	33V	61V	
OFF	ON	ON	ON	2100mA	36V	61V	

¿ U

PROJ:

ì h ç , [±1

' [b ç

'X•N	•-	'X5é		
		•ù	Q	è
2016-08-11	A	G g	/	/
2018-04-23	B	D} Ô Å		¾ •
		D} T		¾ •
		° Z ç n		¾ •
		ÿ µ Å	ä œ f È ' f â 1	¾ •
		ÿ ß Å	" † © f	¾ •
		Å ' Ó "	v Å ' ñ + • Å ' Ó "	¾ •
		¶ M Ã ö Õ		¾ •
2018-08-30	C	° Z ç n	+ ; 6 9 9 :	¾ •
		ÿ ß v — â 8 / U Y K Z	+ ; 6 9 9 :	¾ •
		É ä ÿ ß v — â 8	+ ; 6 9 9 :	¾ •
		q ú ÿ ß 9	+ ; 6 9 9 :	¾ •
		ä & < G I	+ ; 6 9 9 :	¾ •
		ä & < G I	+ ; 6 9 9 :	¾ •
		ä & < G I	+ ; 6 9 9 :	¾ •
ä ¼ ç	+ ; 6 9 9 :	¾ •		
ÿ ß v \ Y * A • ¼ — â	+ ; 6 9 9 :	¾ •		