

# INVENTRONICS

EUB-150SxxxST

Rev. B

150W IP67

- 93.0%
- 
- 
- 
- 
- 4kV, 6kV
- 
- IP67 UL
- SELV
- Class I, Division 2



EUB-150SxxxST

150W

90-305Vac

	(1)	(2)	(3)						
				120Vac	220Vac				
700-1050mA	700-1050mA	700 mA	90~305 Vac/ 127~300 Vdc	75~214Vdc	150 W	93.0%	0.99	0.96	EUB-150S105ST
1400-2100mA	1400-2100mA	1400 mA	90~305 Vac/ 127~300 Vdc	38~107Vdc	150 W	93.0%	0.99	0.96	EUB-150S210ST <sup>(4)</sup>
2450-3500mA	2450-3500mA	3150 mA	90~305 Vac/ 127~300 Vdc	22 ~ 61Vdc	150 W	92.5%	0.99	0.96	EUB-150S350ST <sup>(4)</sup>
4200-5600mA	4200-5600mA	4200 mA	90~305 Vac/ 127~300 Vdc	14 ~ 36Vdc	150 W	92.0%	0.99	0.96	EUB-150S560ST <sup>(4)</sup>

1 150W

2 UL, FCC

100-277Vac 127-300Vdc;

100-240Vac

127-250Vdc

KS

3 220Vac


"

"

4 SELV

## I-V

EUB-150S105ST



EUB-150S210ST

I <sup>2</sup> t	-	-	2.10 A <sup>2</sup> s	220Vac 25 10%Ipk-10%Ipk = 740 μs
	0.90	-	-	100-277Vac, 50-60Hz, 70%-100% (105-150W)
	-	-	20%	
	-	-	10%	220-240Vac, 50-60Hz, 75%-100% (112.5-150W)

	-5%loset	-	5%loset	100%
(loset) EUB-150S105ST EUB-150S210ST EUB-150S350ST EUB-150S560ST	700 mA 1400 mA 2450 mA 4200 mA	- - - -	1050 mA 2100 mA 3500 mA 5600 mA	
EUB-150S105ST EUB-150S210ST EUB-150S350ST EUB-150S560ST	700 mA 1400 mA 2450 mA 4200 mA	- - - -	1050 mA 2100 mA 3500 mA 5600 mA	
(pk-pk)	-	5%lomax	10%lomax	100% 20 MHz BW
	-	-	10%lomax	100%
EUB-150S105ST EUB-150S210ST EUB-150S350ST EUB-150S560ST	- - - -	- - - -	250 V 120 V 80 V 50 V	
	-	-	± 0.5%	100%
	-	-	± 1.5%	
	-	-	1.0 s	120Vac, 70%-100%
	-	-	0.5 s	220Vac, 70%-100%
	-	0.03%/°C	-	= 0°C ~ Tc

25°C

<b>@120Vac</b>					
EUB-150S105ST					
Io=700 mA	88.5%	90.5%	-		
Io=1050 mA	87.0%	89.0%	-		
EUB-150S210ST				100%	25°
Io=1400 mA	88.5%	90.5%	-		
Io=2100 mA	87.0%	89.0%	-		2%
EUB-150S350ST					
Io=2450 mA	88.0%	90.0%	-		
Io=3500 mA	86.0%	88.0%	-		
EUB-150S560ST					
Io=4200 mA	88.0%	90.0%	-		
Io=5600 mA	86.0%	88.0%	-		
<b>@220Vac</b>					
EUB-150S105ST					
Io=700 mA	91.0%	93.0%	-		
Io=1050 mA	90.0%	92.0%	-		
EUB-150S210ST				100%	25°
Io=1400 mA	91.0%	93.0%	-		
Io=2100 mA	89.5%	91.5%	-		2%
EUB-150S350ST					
Io=2450 mA	90.5%	92.5%	-		
Io=3500 mA	88.5%	90.5%	-		
EUB-150S560ST					
Io=4200 mA	90.0%	92.0%	-		
Io=5600 mA	88.0%	90.0%	-		
<b>@277Vac</b>					
EUB-150S105ST					
Io=700 mA	91.5%	93.5%	-		
Io=1050 mA	90.0%	92.0%	-		
EUB-150S210ST				100%	25°
Io=1400 mA	91.5%	93.5%	-		
Io=2100 mA	90.0%	92.0%	-		2%
EUB-150S350ST					
Io=2450 mA	91.0%	93.0%	-		
Io=3500 mA	89.0%	91.0%	-		
EUB-150S560ST					
Io=4200 mA	90.0%	92.0%	-		
Io=5600 mA	88.0%	90.0%	-		

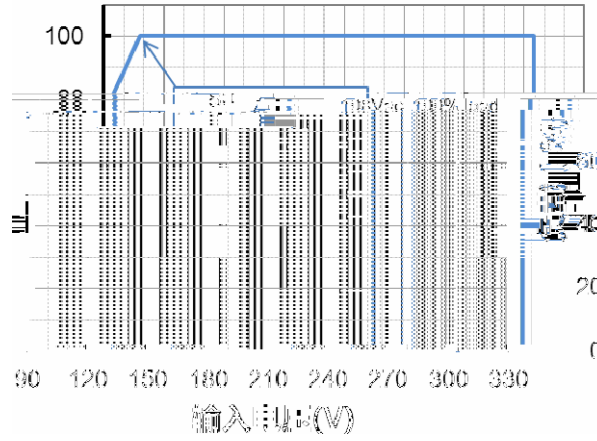
210,000 8 ref35.35.84 ref537 81.1(-)Tj1our9.7( )TJ7.931684061575D-.004 Tc(-)Tj0 -1

UL/CUL	UL8750,CAN/CSA-C22.2 No. 250.13
CE	EN 61347-1, EN61347-2-13
KS	KS C 7655
<b>EMI</b>	
EN 55015 <sup>(1)</sup>	Conducted emission Test & Radiated emission Test
EN 61000-3-2	Harmonic current emissions
EN 61000-3-3	Voltage fluctuations & flicker
FCC Part 15 <sup>(1)</sup>	ANSI C63.4 Class B
	This device complies with Part 15 of the FCC Rules. Operation is subject to the following two conditions: [1] this device may not cause harmful interference, and [2] this device must accept any interference received, including interference that may cause undesired Operation.
<b>EMS</b>	
EN 61000-4-2	Electrostatic Discharge (ESD): 8 kV air discharge, 4 kV contact discharge
EN 61000-4-3	Radio-Frequency Electromagnetic Field Susceptibility Test-RS
EN 61000-4-4	Electrical Fast Transient / Burst-EFT
EN 61000-4-5	Surge Immunity Test: AC Power Line: Differential Mode 4 kV, Common Mode 6 kV
EN 61000-4-6	Conducted Radio Frequency Disturbances Test-CS
EN 61000-4-8	Power Frequency Magnetic Field Test
EN 61000-4-11	Voltage Dips
EN 61547	Electromagnetic Immunity Requirements Applies To Lighting Equipment

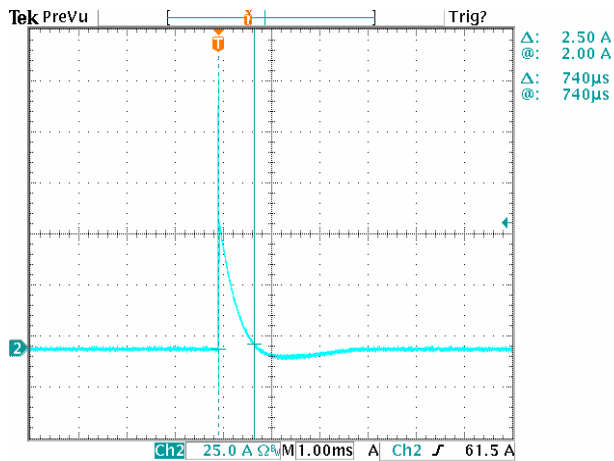
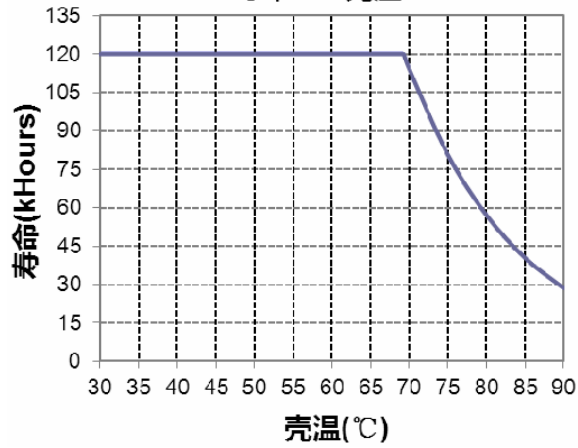
(1) EMI

( ) EMI

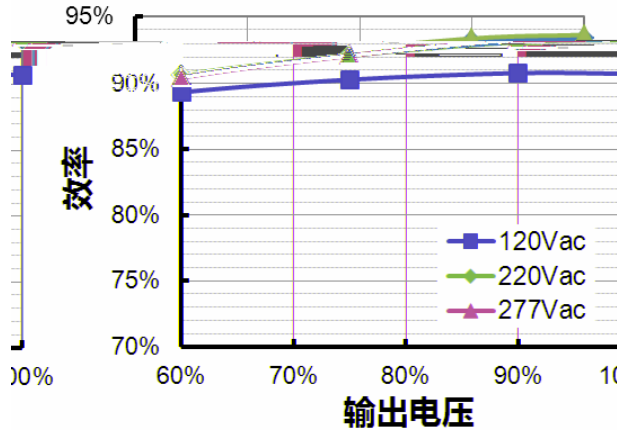
降额曲线



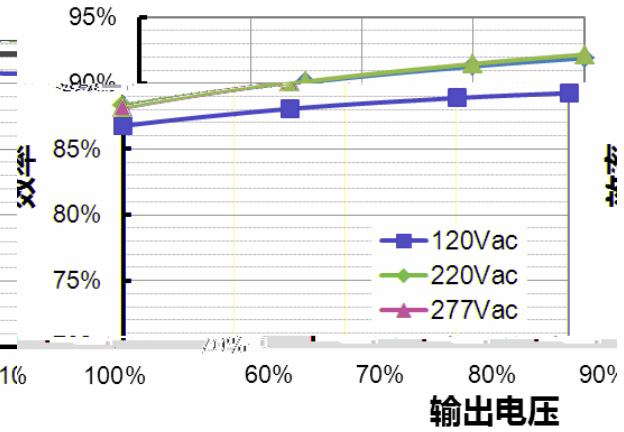
寿命 vs. 壳温



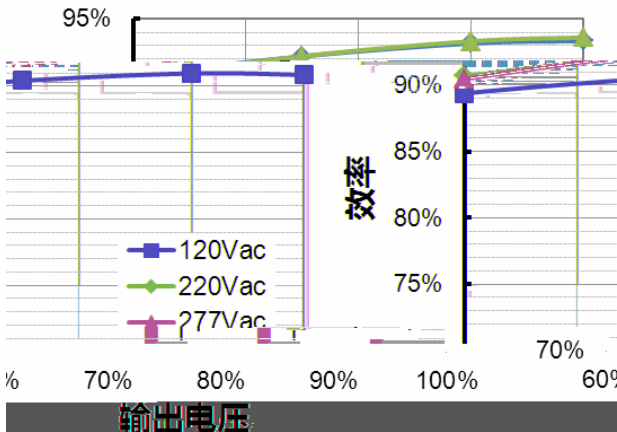
EUB-150S105ST( $I_o=700mA$ )  
效率 vs. 输出电压



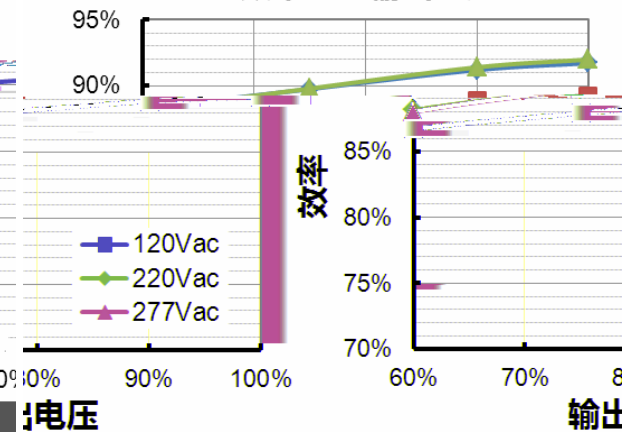
EUB-150S105ST( $I_o=1050mA$ )  
效率 vs. 输出电压



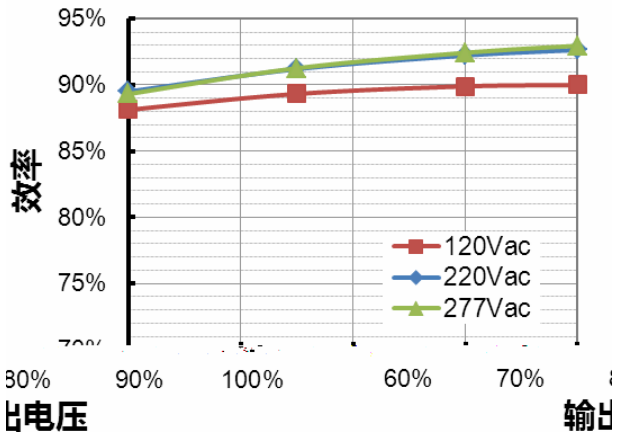
EUB-150S210ST( $I_o=1400mA$ )  
效率 vs. 输出电压



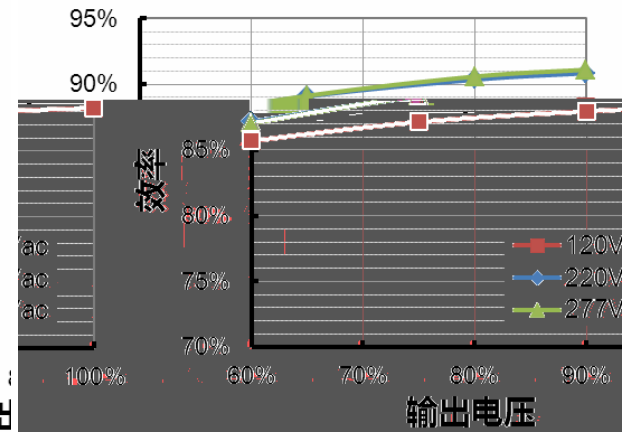
EUB-150S210ST( $I_o=2100mA$ )  
效率 vs. 输出电压



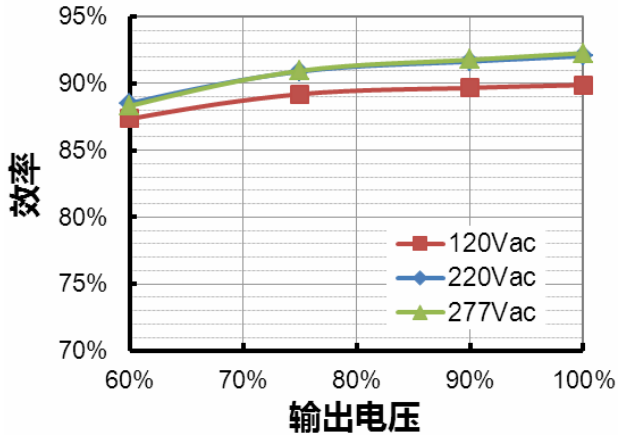
EUB-150S350ST( $I_o=2450mA$ )  
效率 vs. 输出电压



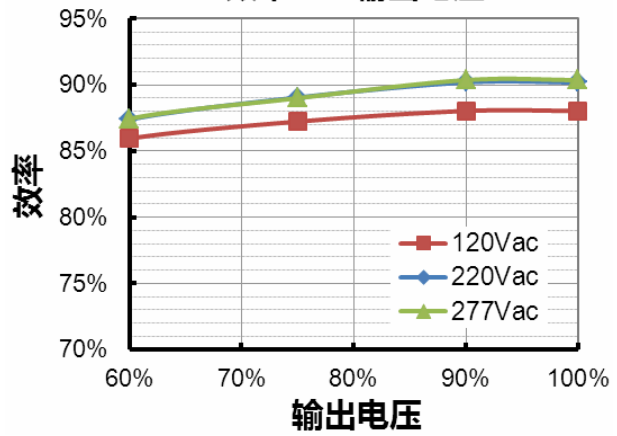
EUB-150S350ST( $I_o=3500mA$ )  
效率 vs. 输出电压



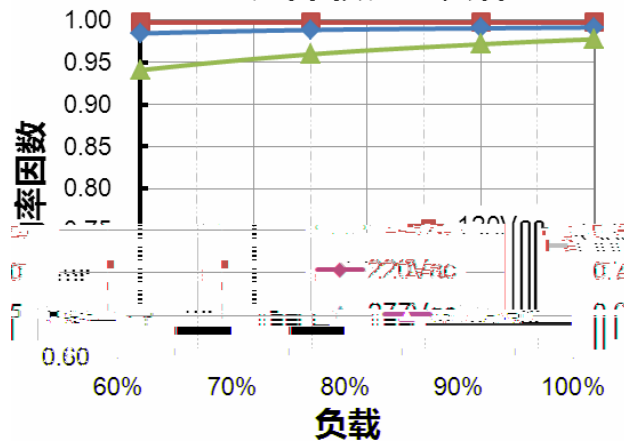
EUB-150S560ST( $I_o=4200mA$ )  
效率 vs. 输出电压



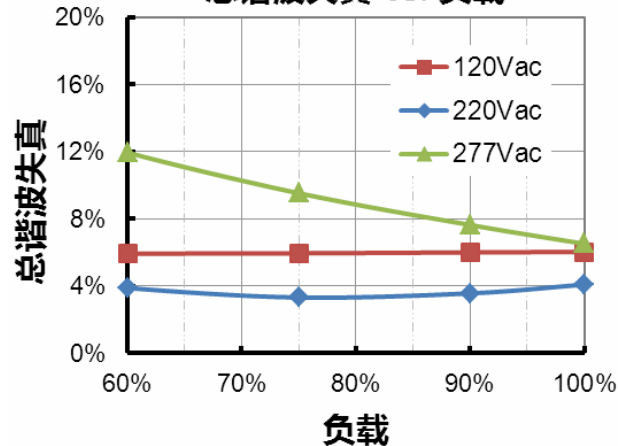
EUB-150S560ST( $I_o=5600mA$ )  
效率 vs. 输出电压



功率因数 vs. 负载



总谐波失真 vs. 负载






vs.

● EUB-150S105ST

(loset)			
			<i>I</i>
1050mA	75V	143V	
1000mA	75V	150V	
950mA	79V	158V	
900mA	83V	166V	
850mA	88V	176V	
800mA	94V	187V	
750mA	100V	200V	
700mA	107V	214V	

● EUB-150S210ST

(loset)			
			<i>I</i>
2100mA	38V	71V	
2000mA	38V	75V	
1900mA	40V	79V	
1800mA	42V	83V	
1700mA	44V	88V	
1600mA	47V	94V	
1500mA	50V	100V	
1400mA	54V	107V	

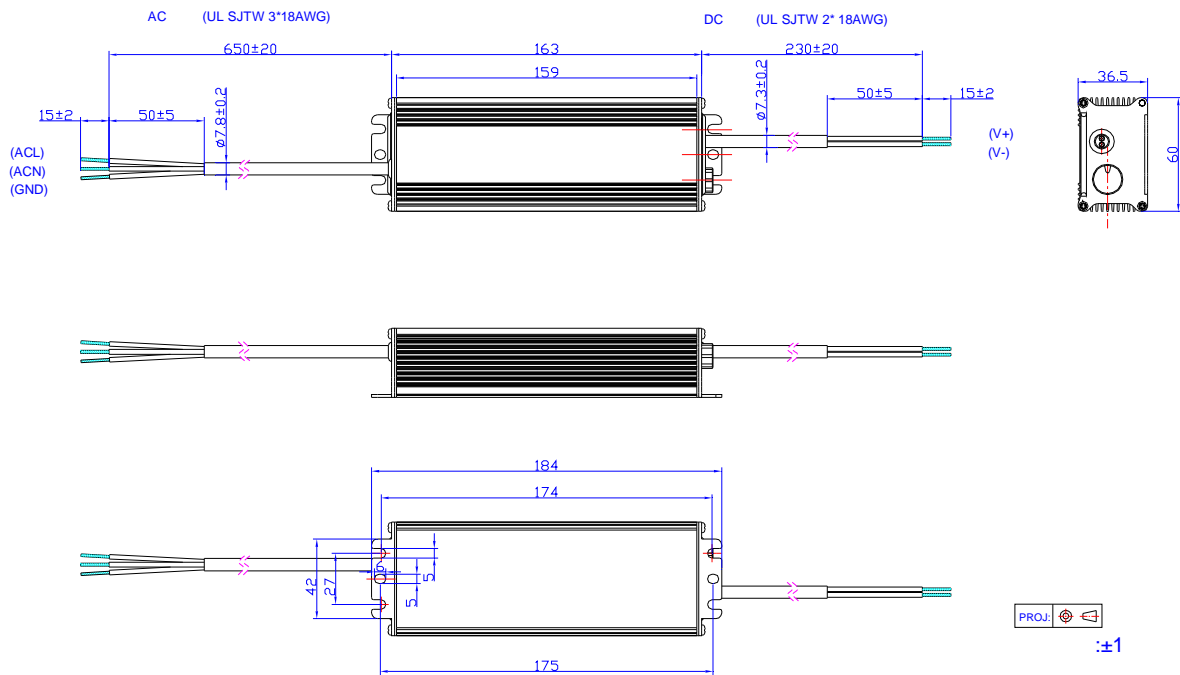
● EUB-150S350ST

(loset)			
			<i>I</i>
3500mA	22V	43V	
3325mA	23V	45V	
3150mA	24V	47.5V	
2975mA	26V	50.5V	
2800mA	27V	53.5V	
2625mA	29V	57V	
2450mA	32V	61V	

● EUB-150S560ST

(I <sub>oset</sub> )			
			I
5600mA	14V	26.5V	
5250mA	15V	28.5V	
4900mA	16V	30.5V	
4550mA	17V	33V	
4200mA	18V	36V	

IP67



# INVENTRONICS

EUB-150SxxxST

Rev. B

150W IP67

2016-07-28	A	/	/	/