


- 0.5 W
- 12Vdc 200 mA
- LED
- 70~100%
- 0-10V PWM 3
- Class II Class 2 & SELV
- UL Class P 4
- 5



LUD-060SxxxDS2

60W IP20

90-305Vac

5%

	(1)		(2)			(3)	120Vac 220Vac		(4)
19.3-550mA	385-550 mA	530 mA	90 ~ 305 Vac 127~300 Vdc	31~156 Vdc	60 W	90.5%	0.99	0.96	LUD-060S055DS2
27.3-780mA	546-780 mA	700 mA	90 ~ 305 Vac 127~300 Vdc	22~110 Vdc	60 W	90.5%	0.99	0.96	LUD-060S078DS2 ⁽⁵⁾
38.5-1100mA	770-1100 mA	1050 mA	90 ~ 305 Vac 127~300 Vdc	16~78 Vdc	60 W	90.5%	0.99	0.96	LUD-060S110DS2 ⁽⁵⁾
52.5-1500mA	1050-1500mA	1400 mA	90 ~ 305 Vac 127~300 Vdc	12~57 Vdc	60 W	89.5%	0.99	0.96	LUD-060S150DS2 ⁽⁶⁾
73.5-2100mA	1470-2100mA	2100 mA	90 ~ 305 Vac 127~300 Vdc	8~40 Vdc	60 W	88.0%	0.99	0.96	LUD-060S210DS2 ⁽⁶⁾

1 60W

2 UL, FCC 100-277Vac 127-300Vdc 100-240Vac/127-250Vdc PSE KS

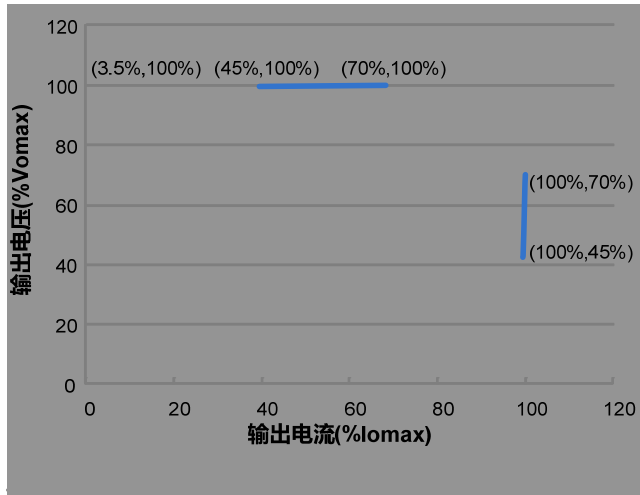
3 220Vac 70% 100%

4 UL Class P -00CO 120-277Vac 127-250Vdc

5 SELV

6 Class 2 & SELV

I-V



@220Vac:								
LUD-060S055DS2	Io=385 mA	88.5%	90.5%	-				
	Io=550 mA	88.5%	90.5%	-				
LUD-060S078DS2	Io=546 mA	88.5%	90.5%	-				
	Io=780 mA	88.5%	90.5%	-				
LUD-060S110DS2	Io=770 mA	88.5%	90.5%	-	100%	25°		2%
	Io=1100 mA	88.5%	90.5%	-				
LUD-060S150DS2	Io=1050 mA	87.5%	89.5%	-				
	Io=1500 mA	87.5%	89.5%	-				
LUD-060S210DS2	Io=1470 mA	86.0%	88.0%	-				
	Io=2100 mA	85.0%	87.0%	-				
@277Vac:								
LUD-060S055DS2	Io=385 mA	88.5%	90.5%	-				
	Io=550 mA	88.5%	90.5%	-				
LUD-060S078DS2	Io=546 mA	88.5%	90.5%	-				
	Io=780 mA	88.5%	90.5%	-				
LUD-060S110DS2	Io=770 mA	88.5%	90.5%	-	100%	25°		2%
	Io=1100 mA	88.5%	90.5%	-				
LUD-060S150DS2	Io=1050 mA	87.5%	89.5%	-				
	Io=1500 mA	87.5%	89.5%	-				
LUD-060S210DS2	Io=1470 mA	86.0%	88.0%	-				
	Io=2100 mA	85.0%	87.0%	-				
	-	-	-	0.5 W	230Vac/50Hz			
	-	217,000 Hours	-	-	220Vac	25	80%	(MIL-HDBK-217F)
	-	69,000 Hours	-	-	120Vac	80%	70	
	-30°C	-	-	+85°C				
	-30°C	-	-	+75°C	5	: 10% RH to 90% RH		
	-30°C	-	-	+85°C	: 5% RH to 90% RH			
	(L × W × H)	14.88 × 1.18 × 0.83						
	(L × W × H)	378 × 30 × 21						
	-	370 g	-	-				

25°C

0~10V	-20 V	-	20 V	
0~10V	200 uA	300 uA	450 uA	Vdim(+) = 0 V
	5%loset	-	loset	70%lomax ≤ loset ≤ 100%lomax
	3.5%lomax	-	loset	3.5%lomax ≤ loset 70%lomax
	0 V	-	10 V	0-10V
	0.35 V	0.5 V	0.65 V	
	0.55 V	0.7 V	0.85 V	
	-	0.2 V	-	
PWM	3 V	-	10 V	PWM PC
PWM	-0.3 V	-	0.6 V	
PWM	200 Hz	-	3 KHz	
PWM	1%	-	99%	
PWM ()	2%	5%	8%	
PWM ()	4%	7%	10%	
PWM ()	92%	95%	98%	
PWM ()	90%	93%	96%	
	-	2%	-	

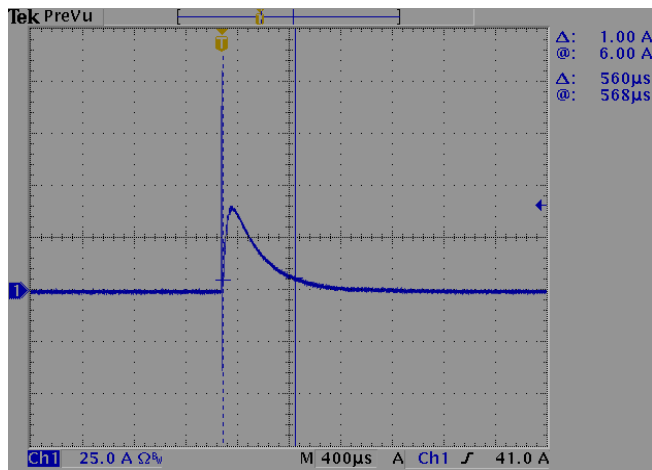
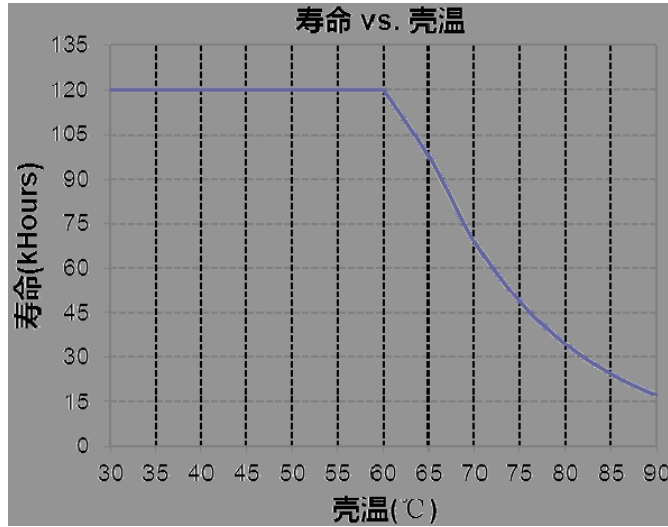
25°C

UL/CUL	UL 8750,UL1310,CAN/CSA-C22.2 No. 250.13,CAN/CSA-C22.2 No. 223-M91
CE & TUV & ENEC	EN61347-1 ⁽¹⁾ , EN61347-2-13
CB	IEC 61347-1, IEC 61347-2-13
PSE	J 61347-1, J 61347-2-13
KS	KS C 7655
EMI	
EN 55015 ⁽²⁾	Conducted emission Test &Radiated emission Test
EN 61000-3-2	Harmonic Current Emissions

EMI	
EN 61000-3-3	Voltage Fluctuations & Flicker
FCC Part 15 ⁽²⁾	ANSI C63.4 Class B
	This device complies with Part 15 of the FCC Rules. Operation is subject to the following two conditions: [1] this device may not cause harmful interference, and [2] this device must accept any interference received, including interference that may cause undesired operation.
J 55015	Limits and methods of measurement of radio disturbance characteristics of electrical lighting and similar equipment
EMS	
EN 61000-4-2	Electrostatic Discharge(ESD): 8 kV air discharge, 4 kV contact discharge
EN 61000-4-3	Radio-Frequency Electromagnetic Field Susceptibility Test-RS
EN 61000-4-4	Electrical Fast Transient/Burst-EFT
EN 61000-4-5	Surge Immunity Test: AC Power Line: line to line 1 kV
EN 61000-4-6	Conducted Radio Frequency Disturbances Test-CS
EN 61000-4-8	Power Frequency Magnetic Field Test
EN 61000-4-11	Voltage Dips
EN 61547	Electromagnetic Immunity Requirements Applies to Lighting Equipment

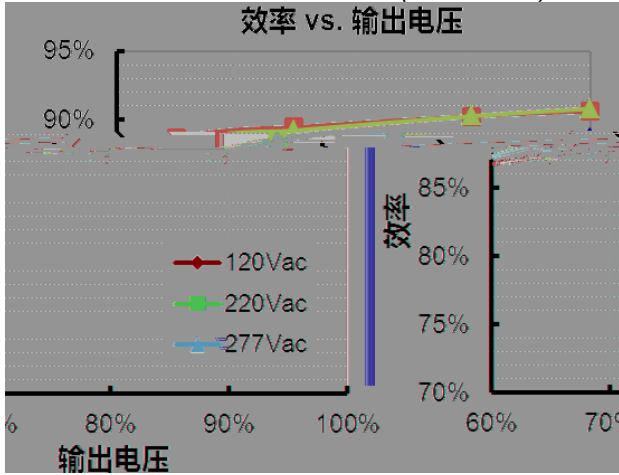
1 EN = 61347-1 O ()

2 EMI () EMI



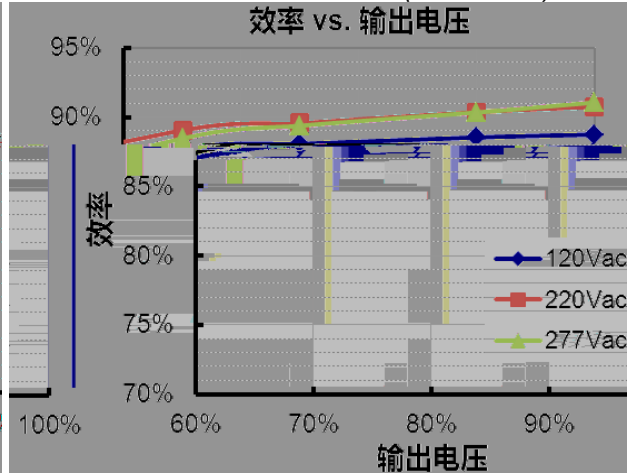
LUD-060S055DS2 (Io=385mA)

效率 vs. 输出电压



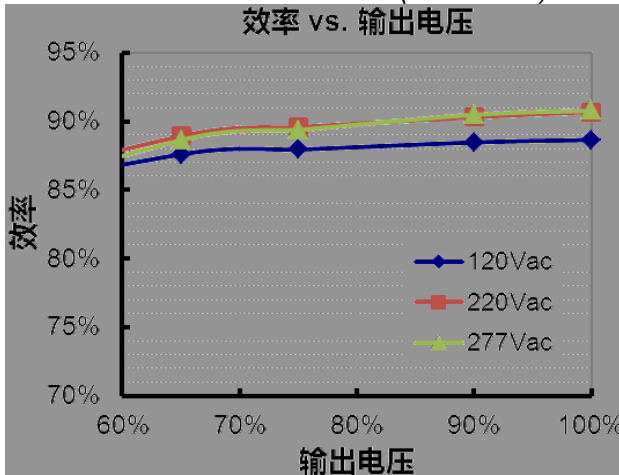
LUD-060S055DS2 (Io=550mA)

效率 vs. 输出电压



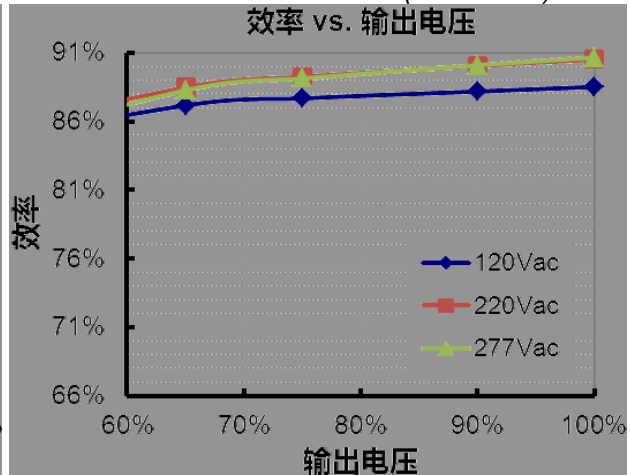
LUD-060S078DS2 (Io=546mA)

效率 vs. 输出电压



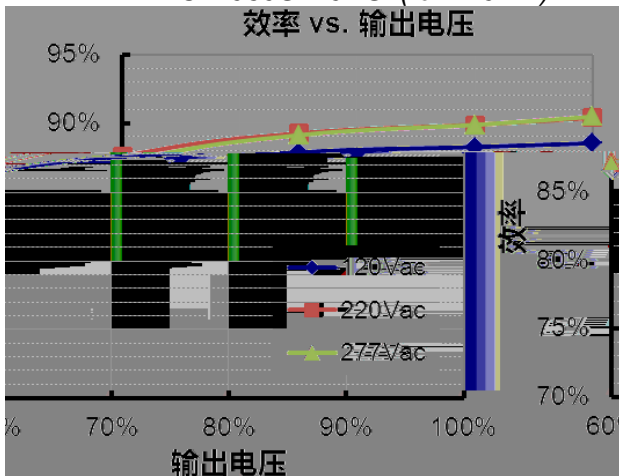
LUD-060S078DS2 (Io=780mA)

效率 vs. 输出电压



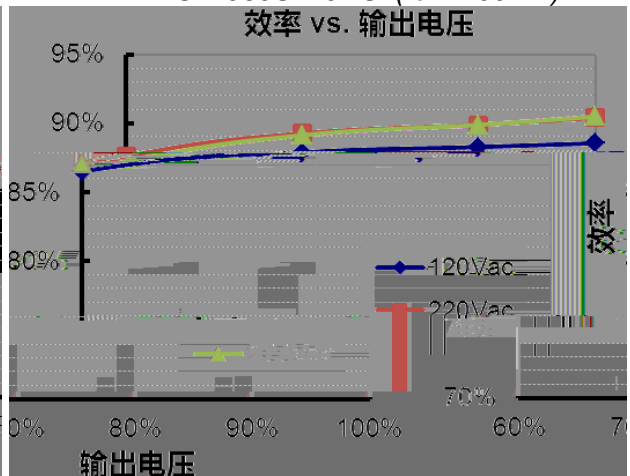
LUD-060S110DS2 (Io=770mA)

效率 vs. 输出电压



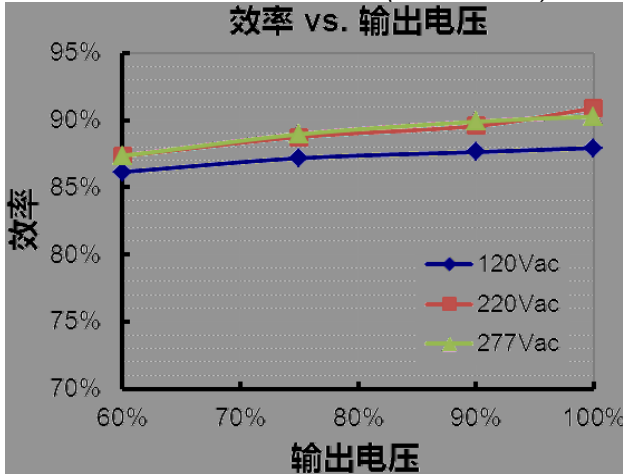
LUD-060S110DS2 (Io=1100mA)

效率 vs. 输出电压



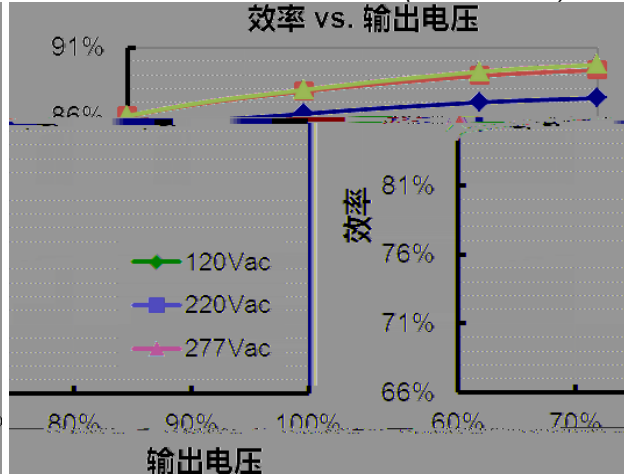
LUD-060S150DS2 (Io=1050mA)

效率 vs. 输出电压



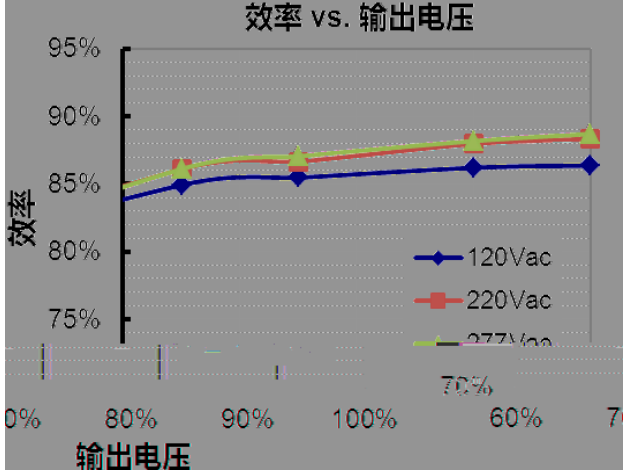
LUD-060S150DS2 (Io=1500mA)

效率 vs. 输出电压



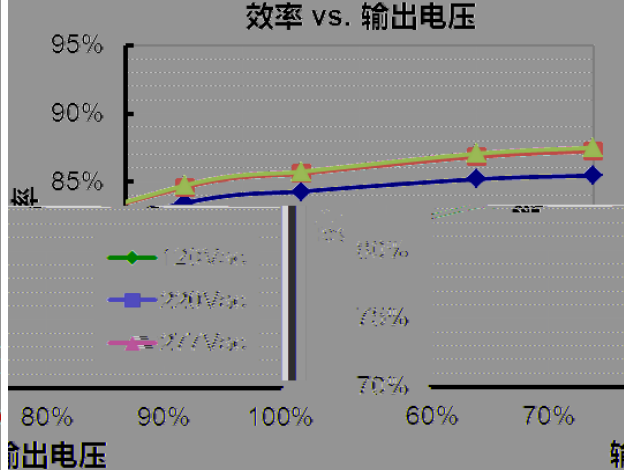
LUD-060S210DS2 (Io=1470mA)

效率 vs. 输出电压





LUD-060S210DS2 (Io=2100mA)

效率 vs. 输出电压



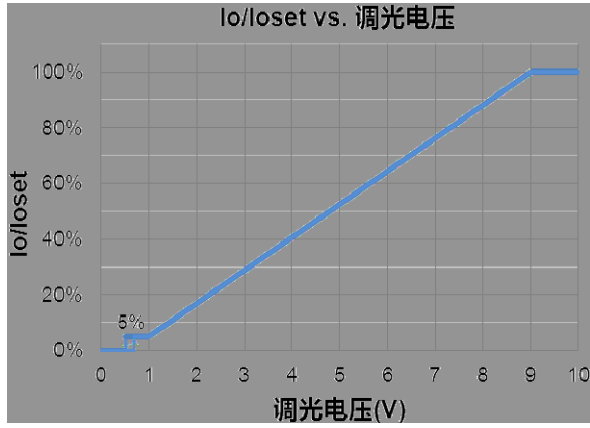
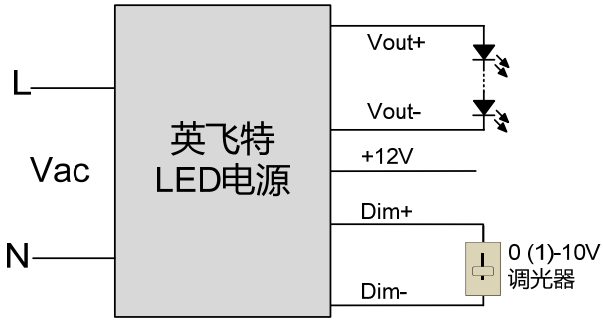
功率因数 vs. 负载





(NTC)	R1	-	7.81 kOhm	-	R-NTC R1
	R2	-	4.16 kOhm	-	R-NTC R2
		10%loset	60%loset	100%loset	10%loset > lomin (60%)
		lomin	60%loset	100%loset	10%loset ≤ lomin(60%)

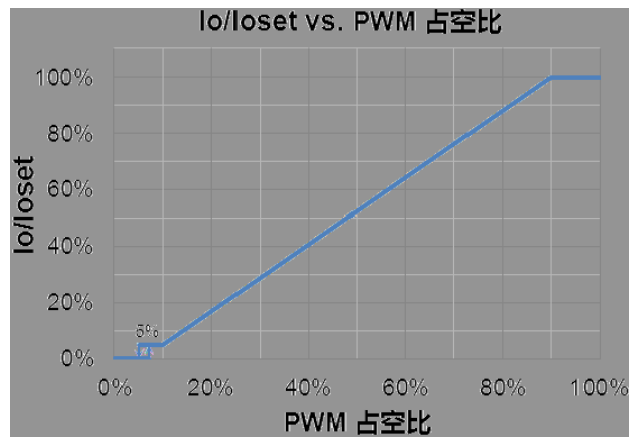
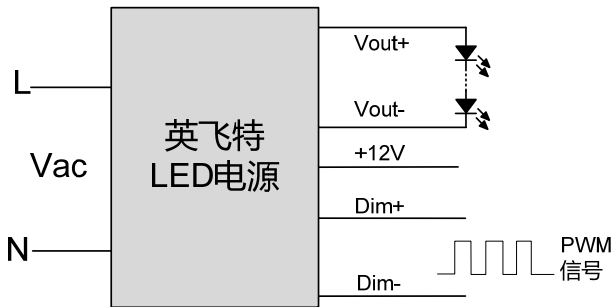
0-10V



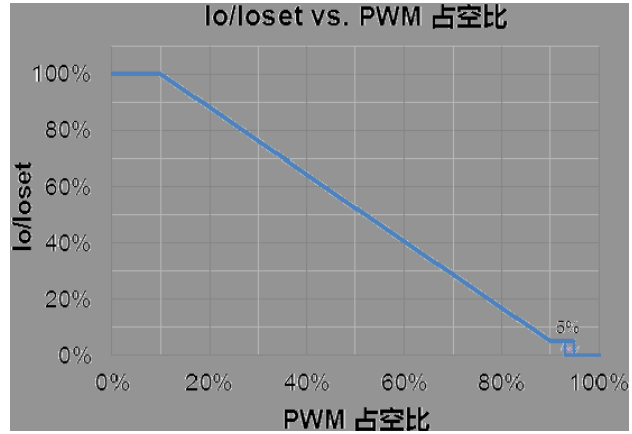
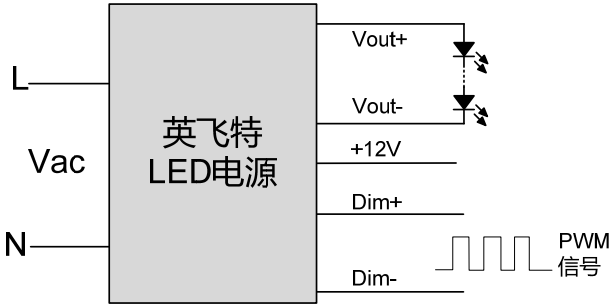
1 DC

1. 0-10V
2. Dim- V- V+
3. Dim+

PWM



2



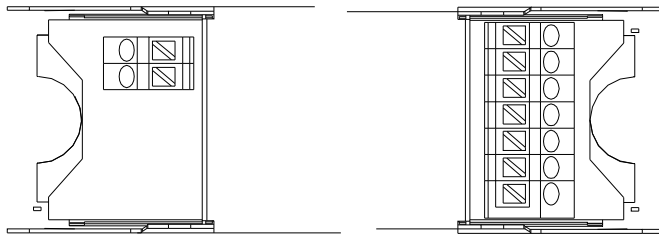
3


- - :
- - :
-

15

15

LED LED LED LED LED LED LED





PRG-MUL2





RoHS

2011/65/EU

2015-12-07	A		/	/
2016-01-13	B		=120,000 Hours@ 60	=69,000Hours@ 70
2016-02-26	C	KS	/	
		EMI	/	
2016-09-20	D	I-V	3 W	0.63W
2017-05-25	E	@ 120Vac	= 1.2 s	= 0.75 s
		logo	/	
		PSE	/	
			10V, PWM, 0-3 5% - 100%	10V PWM 3 0-
			Class II Class 2 & SELV	
			UL Class P 4	
			5	
				2
2019-01-31	F		2 UL, FCC 100-277Vac 127-300Vdc; 100-240Vac/127- 250Vdc	FCC 100-277Vac 127 300V