

EUC-060SxxxDTM000x

60W IP66

90-305Vac

THD 10%

500 mA	1	90 ~ 305 Vac 127 ~ 300 Vdc		2			
					120Vac	220Vac	

- 3 SELV
- 4 Class 2

	90 Vac	-	305 Vac	127 ~ 300 Vdc
	47 Hz	-	63 Hz	
	-	-	0.75 MIU	UL8750; 277Vac/ 60Hz
	-	-	0.70 mA	IEC60598-1; 240Vac/ 60Hz
	-	-	0.66 A	100% 120Vac
	-	-	0.35 A	100% 220Vac
(I <sup>2</sup> t)	-	-	0.26 A <sup>2</sup> s	220Vac 25°C 10%Ipk-10%Ipk = 236 μs
	0.90	-	-	120-277Vac, 50~60Hz, 75%-100% (45~60W)
	-	-	15%	
	-	-	10%	120-240Vac, 75%-100% (45~60W)

	-8%lo	-	8%lo	100%
(pk-avg)	-	50%lo	75%lo	100%
	-	5%lo	10%lo	100%
EUC-060S070DTM0004	-	-	160V	
EUC-060S070DTM	-	-	160V	
EUC-060S105DTM0004	-	-	100V	
EUC-060S105DTM	-	-	100V	
EUC-060S180DTM0006	-	-	60V	
EUC-060S180DTM0004	-	-	60V	
EUC-060S180DTM	-	-	60V	
	-	-	5.0%	100%
	-	-	5.0%	
	-	1.5 s	2.0 s	120Vac, 75%-100%

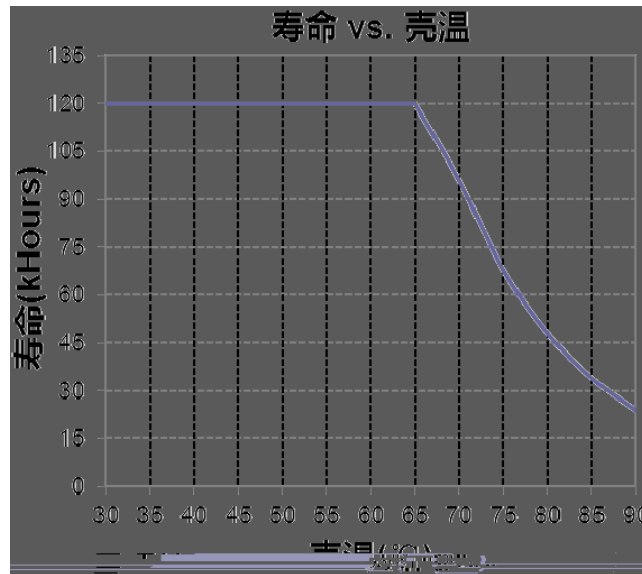
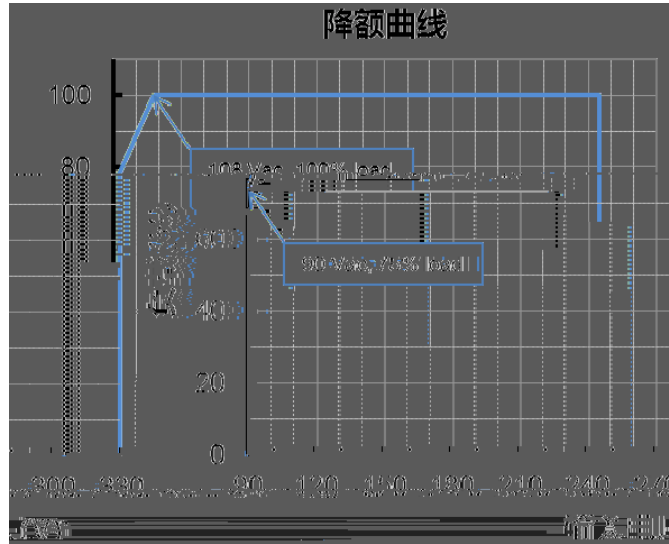
Cree XLamp XP-G2      220Vac      25°C

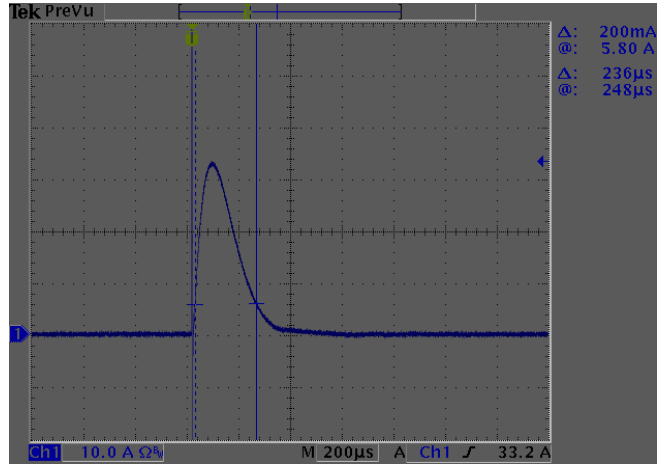
@120Vac:				
EUC-060S070DTM0004	86.0%	88.0%	-	100%    25
EUC-060S070DTM	85.0%	87.0%	-	
EUC-060S105DTM0004	85.0%	87.0%	-	
EUC-060S105DTM	85.0%	87.0%	-	
EUC-060S180DTM0006	85.0%	87.0%	-	
EUC-060S180DTM0004	84.0%	86.0%	-	
EUC-060S180DTM	84.0%	85.0%	-	
@220Vac:				
EUC-060S070DTM0004	88.0%	90.0%	-	100%    25
EUC-060S070DTM	87.0%	89.0%	-	
EUC-060S105DTM0004	87.0%	89.0%	-	
EUC-060S105DTM	87.0%	89.0%	-	
EUC-060S180DTM0006	87.0%	89.0%	-	
EUC-060S180DTM0004	86.0%	88.0%	-	
EUC-060S180DTM	85.0%	87.0%	-	
@277Vac:				
EUC-060S070DTM0004	88.0%	90.0%	-	100%    25
EUC-060S070DTM	87.0%	89.0%	-	
EUC-060S105DTM0004	87.0%	89.0%	-	
EUC-060S105DTM	87.0%	89.0%	-	
EUC-060S180DTM0006	87.0%	89.0%	-	
EUC-060S180DTM0004	86.0%	88.0%	-	
EUC-060S180DTM	85.0%	87.0%	-	
-		475,000 Hours	-	220Vac    25    80%    (MIL- HDBK-217F)
-		95,900 Hours	-	120Vac    80%    70°C    ,
	-40 °C	-	+88 °C	
	-40 °C	-	+75 °C	5 : 10% RH to 100% RH.
	-40 °C	-	+85 °C	: 5% RH to 100% RH
(L × W × H)	3.74 x 2.52 x 1.26			4.41 x 2.52 x 1.26
(L × W × H)	95 x 64 x 32			112 x 64 x 32
	-	410 g	-	

Cree XLamp XP-G2      25°C

0~10V	0 V	-	20 V	
0~10V	0 μA	200 μA	250 μA	
	10%Iomax	-	100%Iomax	
	0 V	-	10 V	

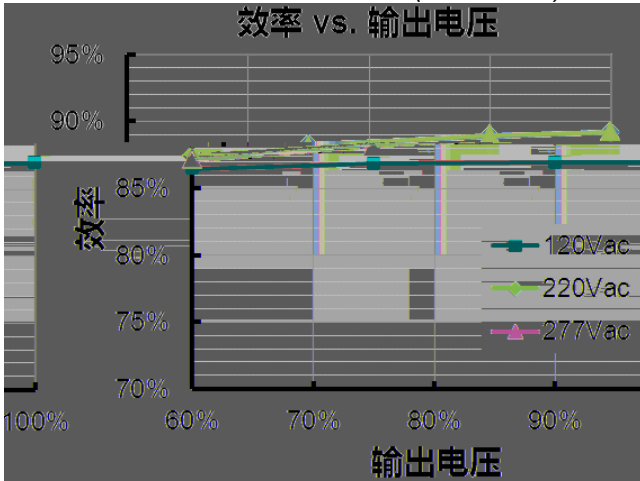
UL/CUL	UL 8750, UL 1310, CAN/CSA-C22.2 No. 250.13, CAN/CSA-C22.2 No. 223-M91
CE	EN 61347-1, EN61347-2-13
KS	KS C 7655
<b>EMI</b>	
EN 55015 <sup>(1)</sup>	Conducted emission Test & Radiated emission Test
EN 61000-3-2	Harmonic current emissions
EN 61000-3-3	Voltage fluctuations & flicker
FCC Part 15 <sup>(1)</sup>	ANSI C63.4 Class B This device complies with Part 15 of the FCC Rules. Operation is subject to the following two conditions: [1] this device may not cause harmful interference, and [2] this device must accept any interference received, including interference that may cause undesired operation.
<b>EMS</b>	
EN 61000-4-2	Electrostatic Discharge (ESD): 8 kV air discharge, 4 kV contact discharge
EN 61000-4-3	Radio-Frequency Electromagnetic Field Susceptibility Test-RS
EN 61000-4-4	Electrical Fast Transient / Burst-EFT
EN 61000-4-5	Surge Immunity Test: AC Power Line: line to line 4 kV, line to earth 6 kV
EN 61000-4-6	Conducted Radio Frequency Disturbances Test-CS
EN 61000-4-8	Power Frequency Magnetic Field Test
EN 61000-4-11	Voltage Dips
EN 61547	Electromagnetic Immunity Requirements Applies To Lighting Equipment





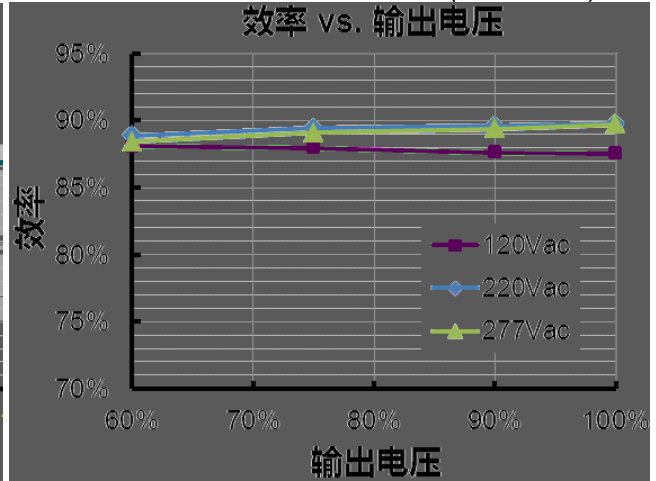
EUC-060S070DTM( $I_o=700mA$ )

效率 vs. 输出电压



EUC-060S070DTM0004( $I_o=500mA$ )

效率 vs. 输出电压

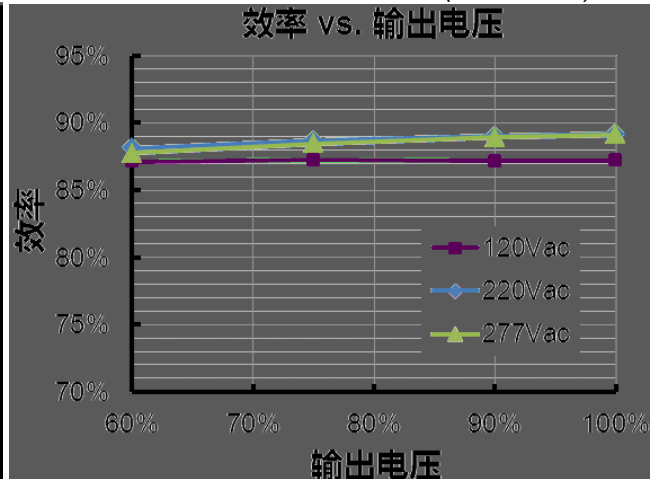


EUC-060S105DTM( $I_o=1050mA$ )




EUC-060S105DTM0004( $I_o=860mA$ )

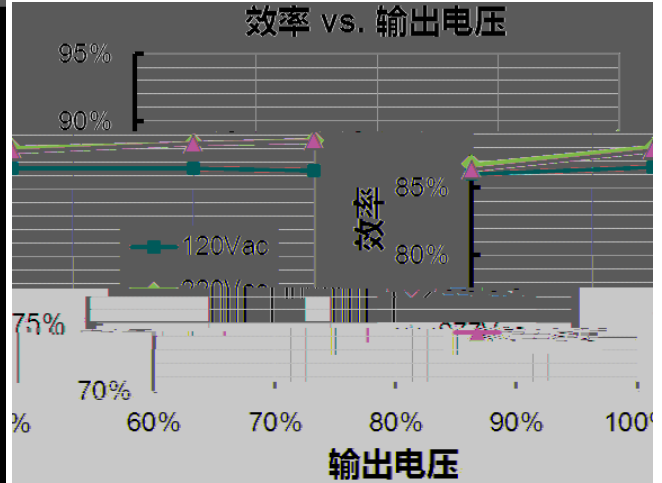
效率 vs. 输出电压



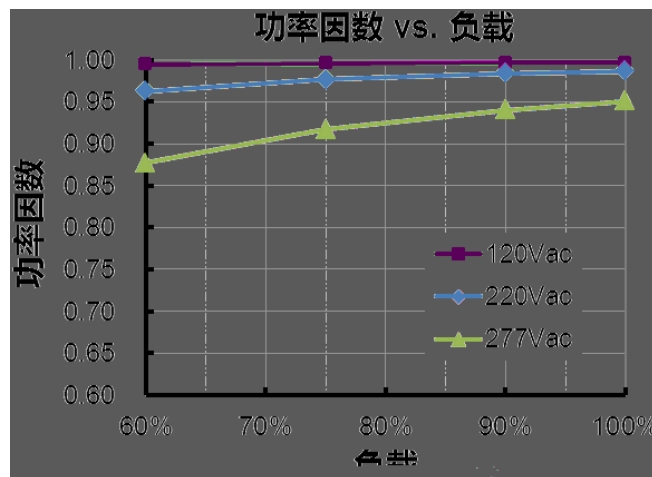
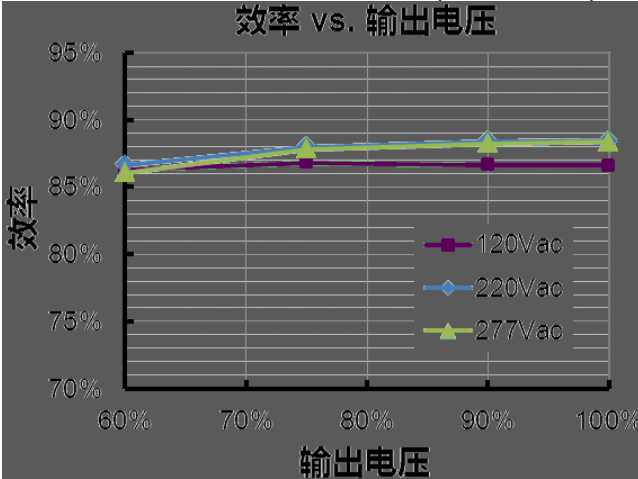
EUC-060S180DTM( $I_o=1800\text{mA}$ )

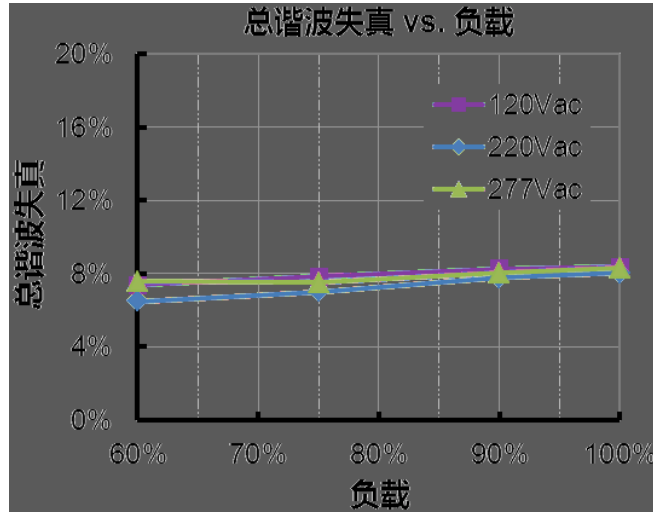


EUC-060S180DTM0004( $I_o=1400\text{mA}$ )



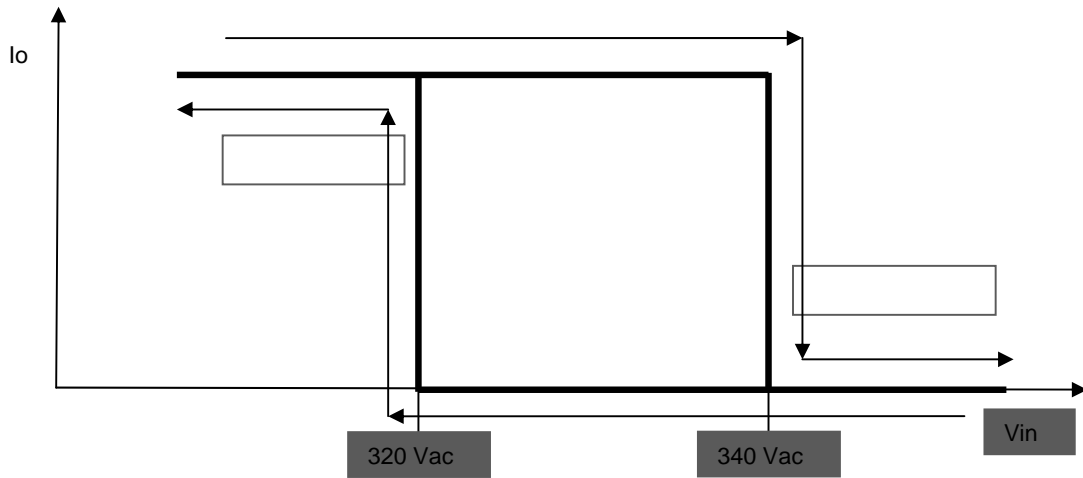
EUC-060S180DTM0006( $I_o=1200\text{mA}$ )



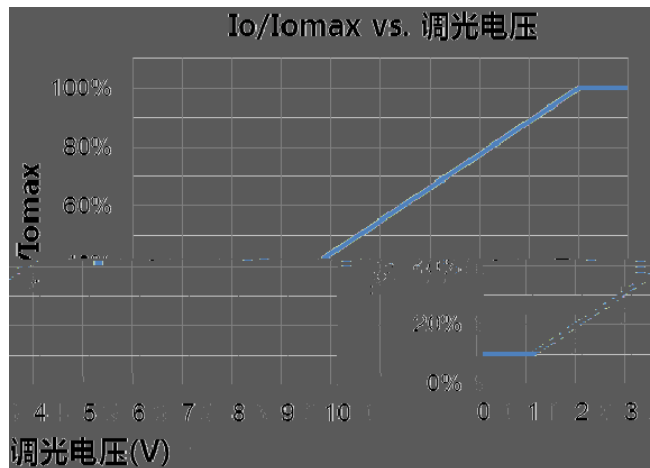
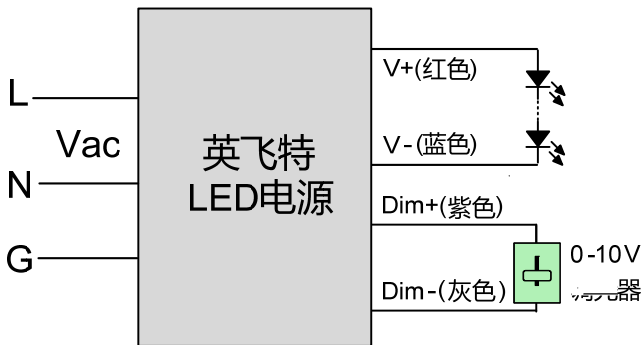


80 10V <span style="float: right;">85 10V</span>					
		330 Vac	340 Vac	350 Vac	
		300 Vac	320 Vac	340 Vac	
		-	-	380 Vac	





● 0-10V



1 DC

1. 0-10V
2. Dim-            V-    V+
3.                    Dim+



*EUC-060SxxxDTM000x*

*Rev. A*

*60W IP66*

PROJ:

2017-03-06	A		/	/